

## PRODUCT DATASHEET DULUX T PLUS 18 W/840

OSRAM DULUX® T PLUS | CFLni, 3 tubes, with 2-pin base for CCG operation



### Areas of application

- Offices, public buildings
- Shops
- Supermarkets and department stores
- Hotels, restaurants
- Industrial lighting

### Product benefits

- Improved maintenance

### Product features

- Good color rendering index
- Short and compact pin-base lamp with triple-turn tubes
- Single-ended two-pin plug-in GX24d base



**TECHNICAL DATA**

**Electrical data**

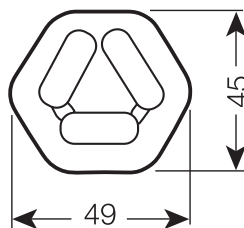
Nominal wattage	18 W
Construction wattage	19.00 W
Nominal voltage	100 V
Nominal current	0.23 A

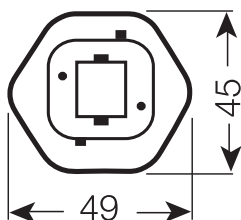
**Photometrical data**

Luminous flux	1200 lm
Luminous efficacy	63 lm/W
Light color (designation)	LUMILUX Cool White
Color temperature	4000 K
Color rendering index Ra	≥ 80
Light color	840
Rated LLMF at 2,000 h	0.85
Rated LLMF at 4,000 h	0.78
Rated LLMF at 6,000 h	0.76
Rated LLMF at 8,000 h	0.75



**Dimensions & Weight**





Overall length	124.00 mm
Length with base excl. base pins/connection	101,00 mm
Diameter	12.00 mm
Tube diameter	12 mm
Product weight	56.5 g

### Temperatures & operating conditions

Ambient temperature range	-5...+40 °C
---------------------------	-------------

### Lifespan

Lifespan	10000 h
Service life	6500 h
Rated lamp survival factor at 2,000 h	0.99
Rated lamp survival factor at 4,000	0.99
Rated lamp survival factor at 6,000	0.95
Rated lamp survival factor at 8,000 h	0.81
Lifespan B50	10000 h

### Additional product data

Base (standard designation)	GX24d-2
Mercury content	2.0 mg
Product remark	Suitable only for operation with 0.22 A control gear

### Capabilities

Dimmable	No
----------	----

### Certificates & Standards

Energy efficiency class	G
Energy consumption	19.00 kWh/1000h

### Country-specific categorizations

ILCOS	FSM-18/840-I-GX24d-2
Order reference	DULUX T 18W/840

### Energy labelling regulation data acc EU 2019/2015

Lighting technology used	CFLNI
Non-directional or directional	NDLS
Mains or non-mains	NMLS
Light source cap-type (or other electric interface)	GX24d-2
Connected light source (CLS)	No
Color-tuneable light source	No
Envelope	No
High luminance light source	No
Anti-glare shield	No
Correlated colour temperature type	SINGLE_VALUE
Claim of equivalent power	No
Length	124.00 mm
Height	12.00 mm
Width	12.00 mm
Chromaticity coordinate x	0,380
Chromaticity coordinate y	0,380
Beam angle correspondence	SPHERE_360
EPREL ID	546457
Model number	AC34232,AC34232


### EQUIPMENT / ACCESSORIES

- Suitable for operation on conventional control gear
- Suitable for 0.22 A control gear only (DULUX T 18 W PLUS)

### Safety advice

- In case of lamp breakage: [www.ledvance.com/brokenlamp](http://www.ledvance.com/brokenlamp)

### DOWNLOAD DATA

DOWNLOAD DATA	
	Certificates

## DOWNLOAD DATA



Certificates

## LOGISTICAL DATA

Product code	Packaging unit (Pieces/Unit)	Dimensions (length x width x height)	Gross weight	Volume
4050300333465	Folding box 1	129 mm x 46 mm x 49 mm	70.00 g	0.29 dm <sup>3</sup>
4050300333472	Shipping box 10	256 mm x 141 mm x 119 mm	773.00 g	4.30 dm <sup>3</sup>

The mentioned product code describes the smallest quantity unit which can be ordered. One shipping unit can contain one or more single products. When placing an order, for the quantity please enter single or multiples of a shipping unit.

## DISCLAIMER

Subject to change without notice. Errors and omission excepted. Always make sure to use the most recent release.